

PF3

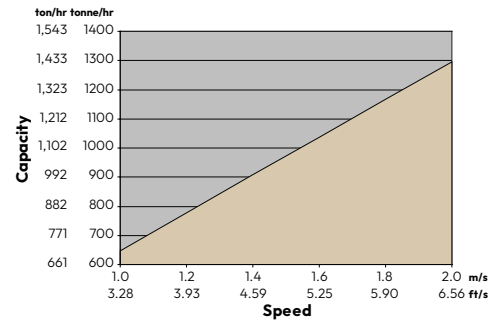
Face Conveyor Line Pan



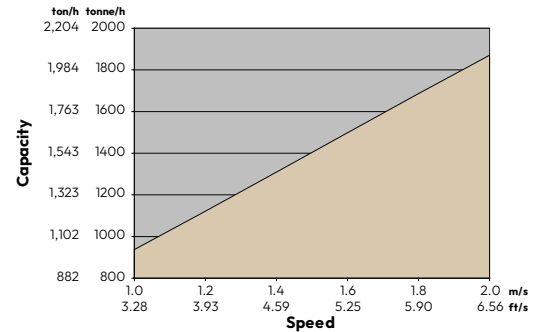
TECHNICAL DATA

	Units	
Line Pan Width		
PF3/722	722 mm	28.42 in
PF3/822	822 mm	32.36 in
PF3/922	922 mm	36.30 in
Flight Bar Width		
PF3/722	582 mm	22.91 in
PF3/822	682 mm	26.85 in
PF3/922	782 mm	30.78 in
Deck Plate Thickness	30 mm	1.18 in
Profile Height	244 mm	9.60 in
Bottom Plate Thickness	20 mm	0.78 in
Dogbone Breaking Strength	2000 kN	224.80 tonf
Dogbone Housing FoS	1.5 times	
Shear Strength	3000 kN	337.21 tonf
Vertical Articulation	up to $\pm 6^\circ$	
Horizontal Articulation	0.8°-1.2°	
Chain Strands	DKB 26×92	
	DKB 30×108	
	DKB 34×126	
	DKB 38×137	
Conveying Capacity		
PF3/722	0.18 m ²	1.93 ft ²
PF3/822	0.26 m ²	2.80 ft ²
PF3/922	0.36 m ²	3.87 ft ²

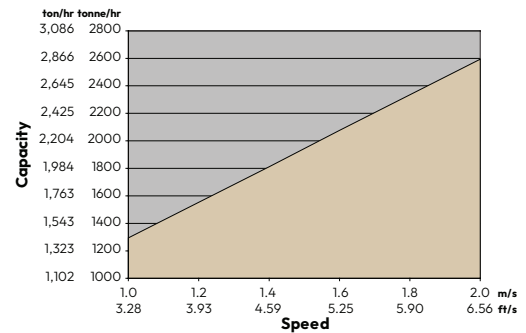
PF3/722



PF3/822



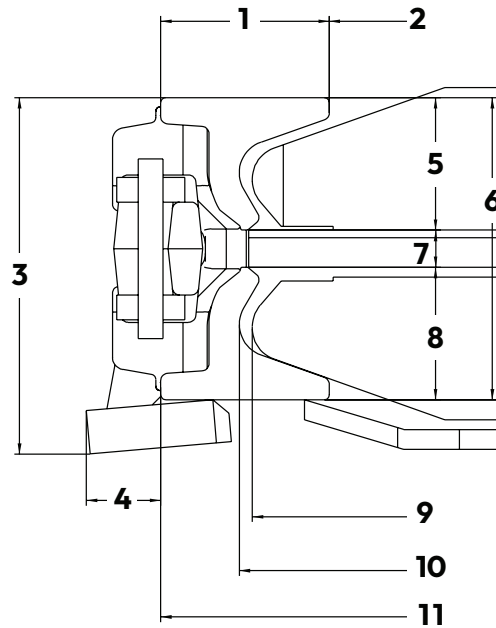
PF3/922



PF3 Face Conveyor Line Pan

Dimensions

All dimensions are approximate.



	PF3/722		PF3/822		PF3/922	
1	136 mm	5.35 in	136 mm	5.35 in	136 mm	5.35 in
2	450 mm	17.72 in	550 mm	21.65 in	650 mm	25.59 in
3	288 mm	11.33 in	288 mm	11.33 in	288 mm	11.33 in
4	60 mm	2.36 in	60 mm	2.36 in	60 mm	2.36 in
5	107 mm	4.21 in	107 mm	4.21 in	107 mm	4.21 in
6	244 mm	9.6 in	244 mm	9.6 in	244 mm	9.6 in
7	30 mm	1.18 in	30 mm	1.18 in	30 mm	1.18 in
8	107 mm	4.21 in	107 mm	4.21 in	107 mm	4.21 in
9	582 mm	22.91 in	682 mm	26.85 in	782 mm	30.78 in
10	594 mm	23.38 in	694 mm	27.32 in	794 mm	31.26 in
11	722 mm	28.42 in	822 mm	32.36 in	922 mm	36.30 in